

Multi Step™ Deep Sea Marlin

All inks used - Memento (unless noted)

suggested stamping order for easier stamp alignment




Step #4 - Danube Blue



Step #3 - Bahama Blue



Step #2 - Desert Sand



Step #1 - Platinum Planet
(Brilliance)



Step #5 - Lightning Black
(Brilliance)



- Step #4 - Paris Dusk
- Step #3 - Teal Zeal
- Step #2 - Cantaloupe
- Step #1 - Summer Sky
- Step #5 - Espresso Truffle




- Step #4 - Nautical Blue
- Step #3 - Pearlescent Lavender
(Brilliance)
- Step #2 - Summer Sky
- Step #1 - Pearlescent Beige
stamp off 1x (Brilliance)
- Step #5 - Lightning Black
(Brilliance)

Multi Step™ Deep Sea Marlin

All inks used - Memento (unless noted)


suggested stamping order for easier stamp alignment



- Step #4 - Elderberry
- Step #3 - Seafoam
(Catherine Pooler)
- Step #2 - Pearlescent Beige
(Brilliance)
- Step #1 - London Fog
- Step #5 - Espresso Truffle



- Step #4 - Juniper Mist
(Catherine Pooler)
- Step #3 - Day Dream
(Catherine Pooler)
- Step #2 - Peanut Brittle
- Step #1 - Cantaloupe
- Step #5 - Tuxedo Black



- Step #4 - Gray Flannel
- Step #3 - Gray Flannel
- Step #2 - London Fog
- Step #1 - Starlite Silver
(Brilliance)
- Step #5 - Tuxedo Black



- Step #4 - Day Dream
(Catherine Pooler)
- Step #3 - Sky Light
(Catherine Pooler)
- Step #2 - Seafoam
(Catherine Pooler)
- Step #1 - Pearlescent Beige
(Brilliance)
- Step #5 - Espresso Truffle