

Multi Step™ Harvest - stamped in order from top to bottom
Inks used are Memento (unless noted)



Step #4 Onyx Black
VersaFine

Step #3 Smokey Gray
VersaFine

Step #2 Smokey Gray - stamp off 1x
VersaFine

Step #1 Smokey Gray - stamp off 1x
VersaFine



Step #4 Vintage Sepia
VersaFine

Step #3 Toffee
VersaFine

Step #2 Desert Sand

Step #1 Desert Sand



Step #4 Onyx Black - stamp off 1x
VersaFine

Step #3 Smokey Gray - stamp off 1x
VersaFine

Step #2 Rich Cocoa - stamp off 1x

Step #1 Desert Sand



Step #4 Rich Cocoa

Step #3 Vintage Sepia
VersaFine

Step #2 Toffee
VersaFine

Step #1 Desert Sand



Step #4 Potter's Clay

Step #3 Potter's Clay - stamp off 1x

Step #2 Tangelo

Step #1 Cantaloupe



Step #4 Vintage Sepia
VersaFine

Step #3 Potter's Clay

Step #2 Tangelo

Step #1 Dandelion

Multi Step™ Harvest - stamped in order from top to bottom
Inks used are Memento (unless noted)



Step #4 Grape Jelly

Step #3 Sweet Plum

Step #2 Rhubarb Stalk

Step #1 Lady Bug



Step #3 Potter's Clay
and before stamping - add spots of
Rich Cocoa to a few corn kernels - only

Step #2 Desert Sand

Step #1 Dandelion - stamp off 1x
and before stamping - add
Dandelion again (full strength) to corn cob only



Step #4 Imperial Purple
VersaFine

Step #3 Sweet Plum

Step #2 Rhubarb Stalk

Step #1 Lady Bug



Step #3
Rich Cocoa - corn
Potter's Clay - husk

Step #2
Tangelo - corn
Desert Sand - husk

Step #1
Dandelion - corn
Cantaloupe - husk



Step #4 Sweet Plum

Step #3 Tangelo - stamp off 1x
Repeat

Step #2 Cantaloupe

Step #1 Dandelion



Step #3 Vintage Sepia - stamp off 1x
VersaFine

Step #2 Toffee - stamp off 1x
VersaFine

Step #1 Desert Sand



Step #4 Grape Jelly

Step #3 Bamboo Leaves

Step #2 Pear Tart

Step #1 Dandelion

Multi Step™ Harvest - stamped out of order (Steps, #3, #2, #5, #4 and finish with Step #1)
Inks used are Memento (unless noted)



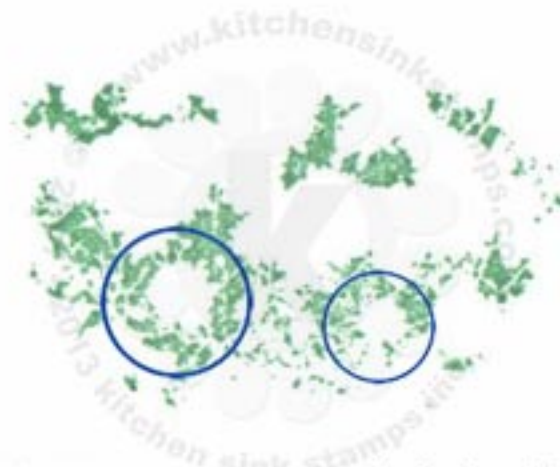
step #3 Cottage Ivy - Memento



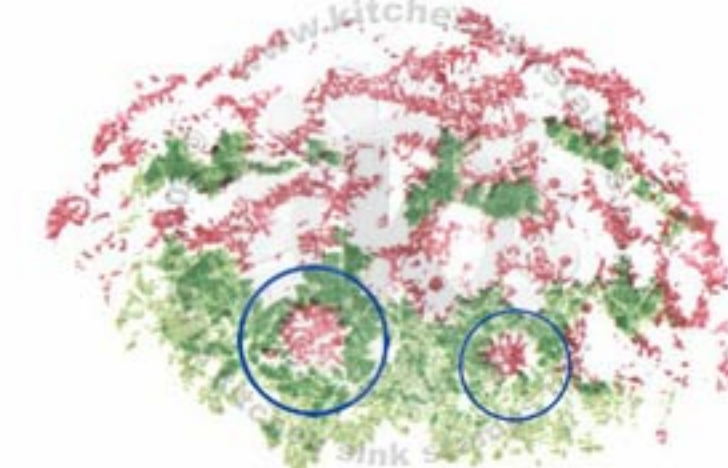
step #2 Bamboo Leaves - Memento



step #5 Crimson Red - VersaFine



I use the two open areas (circled in blue)
of the flowers to line up the stamps.



followed by -
step #4 Tangelo - Memento
step #1 - Dandelion
(step #1 covers the full image)

**Multi Step™ Harvest - stamped out of order (Steps, #3, #2, #5, #4 and finish with Step #1)
Inks used are Memento (unless noted)**



- Step #3 Olympia Green
VersaFine
- Step #2 Cottage Ivy
- Step #5 Rich Cocoa
- Step #4 Rhubarb Stalk
- Step #1 Lady Bug - top 2/3
Pear Tart - bottom 1/3



- Step #3 Cottage Ivy
- Step #2 Bamboo Leaves
- Step #5 Lilac Posies
- Step #4 Rose Bud
- Step #1 Angel Pink - top 2/3
Dandelion - bottom 1/3



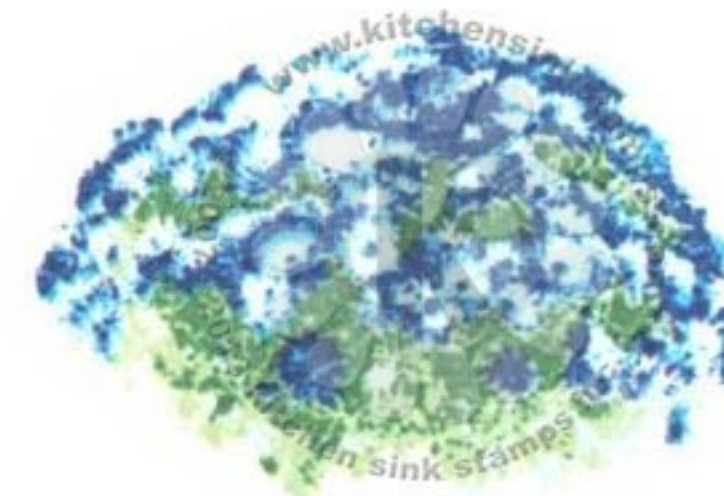
- Step #3 Olympia Green
VersaFine
- Step #2 Bamboo Leaves
- Step #5 Potter's Clay
- Step #4 Tangelo - stamp 2x's
- Step #1 Tangelo - top 2/3
Dandelion - bottom 1/3



- Step #3 Cottage Ivy
- Step #2 Pear Tart
- Step #5 Grape Jelly
- Step #4 Sweet Plum
- Step #1 Lulu Lavender - top 2/3
New Sprout - bottom 1/3



- Step #3 Olympia Green
VersaFine
- Step #2 Spanish Moss
VersaFine
- Step #5 Sweet Plum
- Step #4 Cantaloupe
- Step #1 Dandelion



- Step #3 Cottage Ivy
- Step #2 New Sprout
- Step #5 Paris Dusk
- Step #4 Bahama Blue
- Step #1 Summer Sky