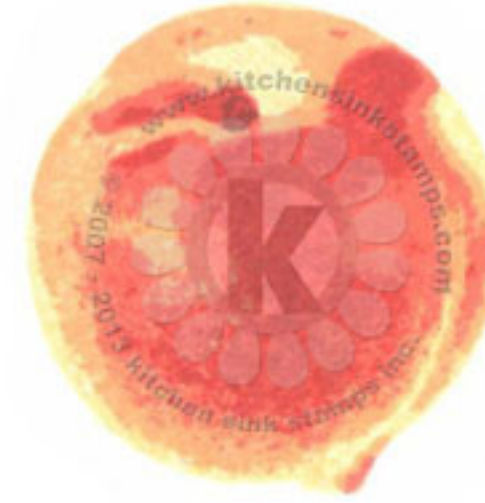


Multi Step™ Peach - stamped in order from top to bottom
 All inks used - Memento (unless noted)



- Step #4 - Rose Bud
- Step #3 - Rose Bud stamp off 1x, repeat
- Step #2 - Angel Pink 2x's
- Step #1 - Cantaloupe
- Step #5 - Rich Cocoa



- Step #4 - Rhubarb Stalk
- Step #3 - Lady Bug
- Step #2 - Cantaloupe
- Step #1 - Cantaloupe stamp off 1x
+ Dandelion stamp off 1x
- Step #5 - Rich Cocoa



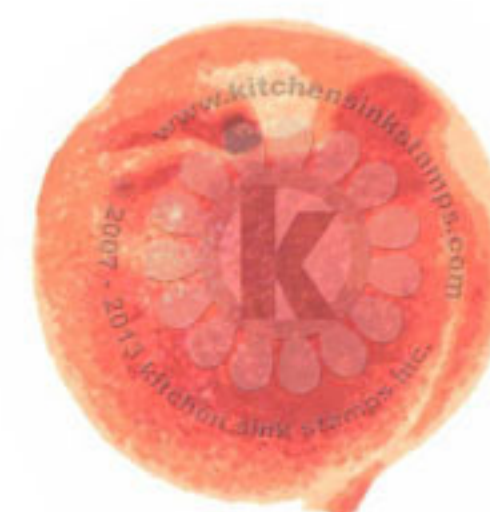
- Step #4 - Tangelo
- Step #3 - Tangelo stamp off 1x, repeat
- Step #2 - Cantaloupe
- Step #1 - Cantaloupe stamp off 1x, repeat
- Step #5 - Rich Cocoa



- Step #4 - Rhubarb Stalk
- Step #3 - Lady Bug
- Step #2 - Cantaloupe
- Step #1 - Cantaloupe + Tangelo stamp off 1x
- Step #5 - Espresso Truffle

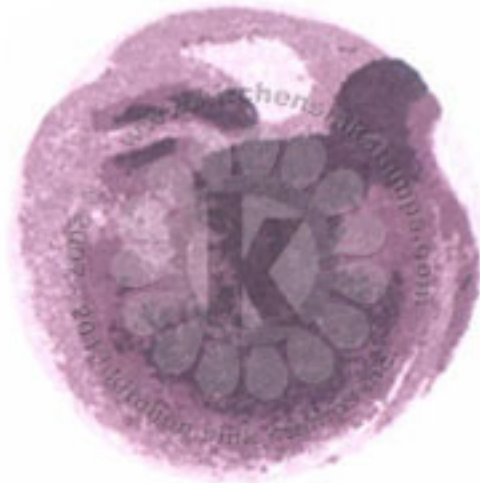


- Step #4 - Rose Bud
- Step #3 - Tangelo
- Step #2 - Cantaloupe + Tangelo stamp off 1x, repeat
- Step #1 - Cantaloupe + Dandelion
- Step #5 - Rich Cocoa



- Step #4 - Rhubarb Stalk
- Step #3 - Lady Bug
- Step #2 - Tangelo
- Step #1 - Cantaloupe
- Step #5 - Rich Cocoa

Multi Step™ Peach - stamped in order from top to bottom
 All inks used - Memento (unless noted)



- Step #4 - Elderberry
- Step #3 - Sweet Plum
- Step #2 - Sweet Plum
stamp off 1x, repeat
- Step #1 - Lulu Lavender
- Step #5 - Espresso Truffle

NOTE:
 To look more like a plum,
 use masking paper when
 stamping to omit the
 bottom tip of the peach.



- Step #4 - Sweet Plum
- Step #3 - Rhubarb Stalk 2x's
- Step #2 - Love Letter
- Step #1 - Lady Bug
- Step #5 - Espresso Truffle



- Step #4 - Grape Jelly
- Step #3 - Sweet Plum
- Step #2 - Sweet Plum stamp off 1x,
repeat
- Step #1 - Lulu Lavender
- Step #5 - Espresso Truffle



- Step #4 - Sweet Plum
- Step #3 - Rhubarb Stalk 2x's
- Step #2 - Love Letter
- Step #1 - Lady Bug
- Step #5 - Espresso Truffle



- Step #4 - Elderberry
- Step #3 - Grape Jelly
- Step #2 - Sweet Plum
- Step #1 - Sweet Plum stamp off 1x,
repeat
- Step #5 - Espresso Truffle



- Step #4 - Grape Jelly
- Step #3 - Sweet Plum
- Step #2 - Sweet Plum stamp off 1x,
repeat
- Step #1 - Lady Bug + Lulu Lavender
- Step #5 - Espresso Truffle

Multi Step™ Peach - stamped in order from top to bottom
 All inks used - Memento (unless noted)



- Step #4 - Cantaloupe 2 x's
- Step #3 - Cantaloupe
- Step #2 - Dandelion 2 x's
- Step #1 - Dandelion
- Step #5 - Toffee Crunch



- Step #4 - Bamboo Leaves stamp off 1x, repeat
- Step #3 - Bamboo Leaves stamp off 1x
- Step #2 - Pear Tart
- Step #1 - New Sprout
- Step #5 - Rich Cocoa



- Step #4 - Tangelo stamp off 1x + Cantaloupe
- Step #3 - Cantaloupe
- Step #2 - Cantaloupe stamp off 1x + Dandelion
- Step #1 - Dandelion
- Step #5 - Rich Cocoa



- Step #4 - Pistachio
- Step #3 - Bamboo Leaves stamp off 1x, repeat
- Step #2 - Pear Tart
- Step #1 - Pear Tart stamp off 1x + New Sprout
- Step #5 - Rich Cocoa



- Step #3 - Grape Jelly
- Step #2 - Olive Grove
- Step #1 - Pistachio



- Step #3 - Grape Jelly
- Step #2 - Bamboo Leaves
- Step #1 - Pistachio



- Step #3 - Cottage Ivy
- Step #2 - Bamboo Leaves
- Step #1 - New Sprout



- Step #3 - Northern Pine
- Step #2 - Bamboo Leave
- Step #1 - New Sprout



- Step #3 - Cottage Ivy
- Step #2 - Pistachio
- Step #1 - Pear Tart