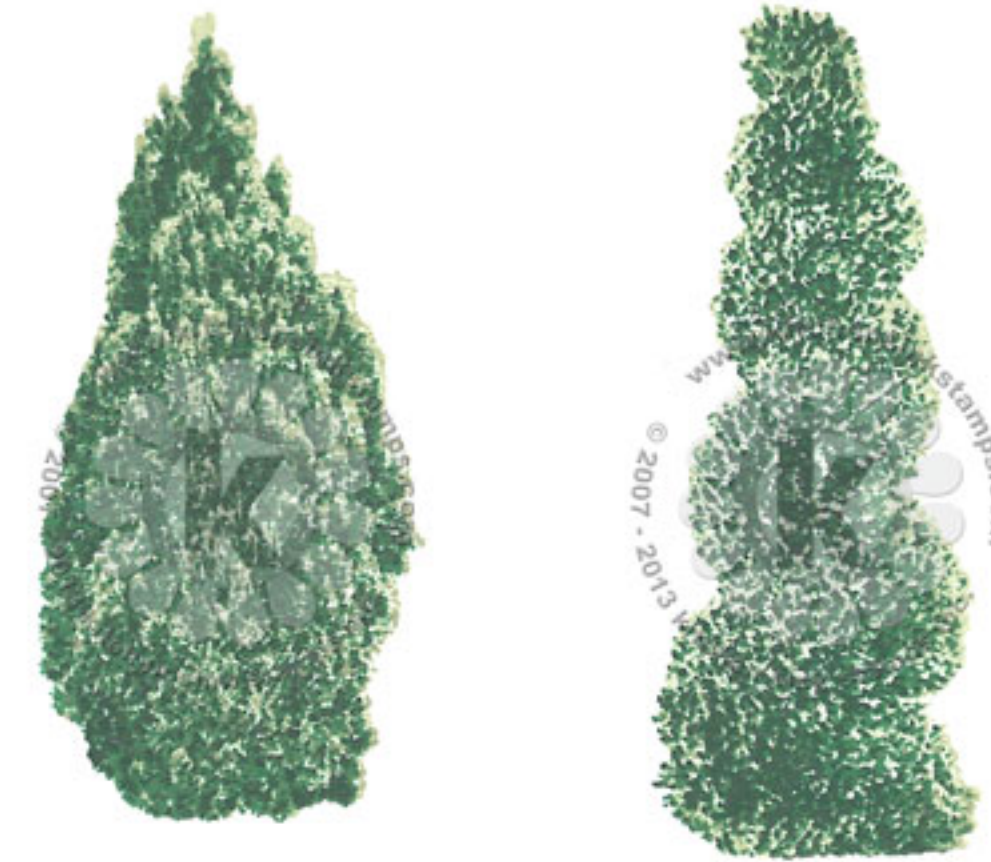


Multi Step™ Potted Topiaires - stamped in order from top to bottom
All inks used - Memento (unless noted)

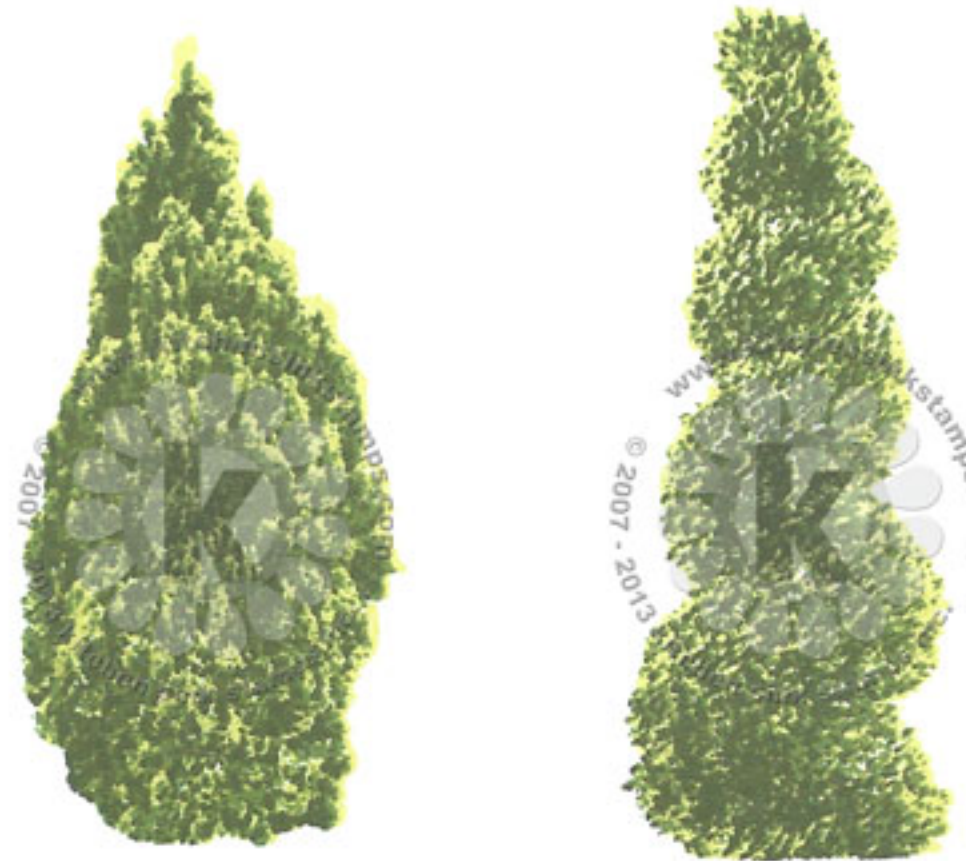


- Step #4 - Rich Cocoa
- Step #3 - Rhubarb Stalk 2x's
- Step #2 - Potter's Clay
- Step #1 - Toffee Crunch

- Step #3 - Northern Pine
- Step #2 - Cottage Ivy
- Step #1 - Bamboo Leaves

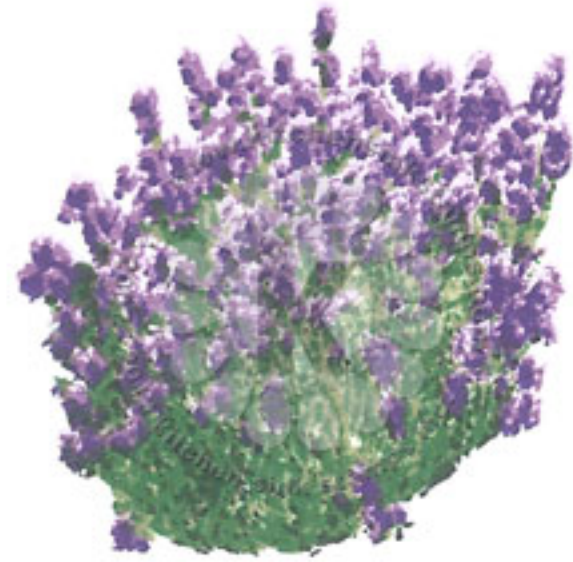


- Step #3 - Northern Pine
- Step #2 - Cottage Ivy
- Step #1 - Pistachio



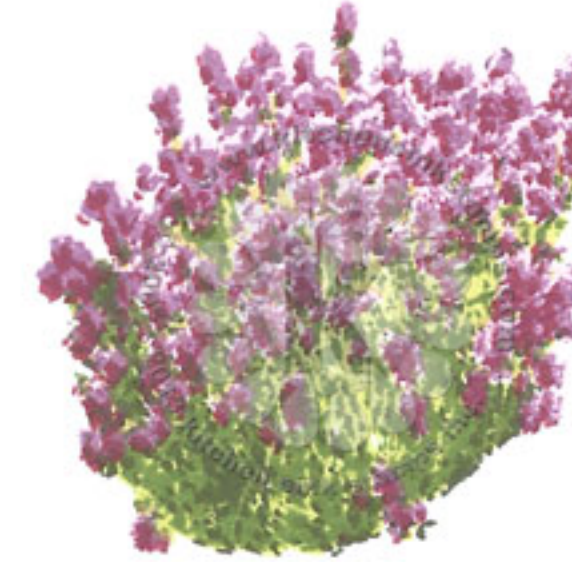
- Step #3 - Olive Grove 2x's
- Step #2 - Bamboo Leaves
- Step #1 - Pear Tart

Multi Step™ Potted Topiaires - stamped in order from top to bottom
 All inks used - Memento (unless noted)



- Step #3 - Northern Pine
- Step #2 - Cottage Ivy
- Step #1 - Pistachio

- Step #4 - Lulu Lavender
- Step #5 - Sweet Plum
- Step #6 - Grape Jelly



- Step #3 - Olive Grove 2x's
- Step #2 - Bamboo Leaves
- Step #1 - Pear Tart

- Step #4 - Angle Pink
- Step #5 - Sweet Plum
- Step #6 - Rhubarb Stalk



- Step #4 - Rich Cocoa
- Step #3 - Toffee Crunch 2x's
- Step #2 - Potter's Clay
- Step #1 - Toffee Crunch



- Step #4 - Gray Flannel 2x's
- Step #3 - London Fog 2x's
- Step #2 - London Fog
- Step #1 - Lulu Lavender



- Step #4 - Grape Jelly
- Step #3 - Rhubarb Stalk + Sweet Plum
- Step #2 - Rhubarb Stalk
- Step #1 - Lady Bug



- Step #4 - Onyx Black (VersaFine)
- Step #3 - Paris Dusk
- Step #2 - Danube Blue
- Step #1 - Danube Blue stamp off 1x



- Step #4 - Onyx Black (VersaFine)
- Step #3 - Gray Flannel 2x's
- Step #2 - London Fog 2x's
- Step #1 - London Fog