


Multi Step™ Steam Train & Cable Car - stamped in order from top to bottom  
All inks used - Memento (unless noted)




Step #1 - London Fog

Step #2 - Gray Flannel

Step #3 - Morning Mist (VersaFine Clair)

Step #4 - Nocturne (VersaFine Clair)



Step #1 - Desert Sand

Step #2 - Toffee Crunch

Step #3 - Acorn (VersaFine Clair)


Step #4 - Pinecone (VersaFine Clair)



Step #3 - Nocturne (VersaFine Clair)

Step #2 - Love Letter

Step #1 - Lady Bug



Step #3 - Nocturne (VersaFine Clair)

Step #2 - Teal Zeal

Step #1 - Bahama Blue




Step #3 - Nocturne (VersaFine Clair)


Step #2 - Gray Flannel

Step #1 - Summer Sky


Multi Step™ Steam Train & Cable Car - stamped in order from top to bottom  
All inks used - Memento (unless noted)



- Step #1 - London Fog
- Step #2 - Gray Flannel
- Step #3 - Paris Dusk
- Step #4 - Nocturne (VersaFine Clair)




- Step #3 - Acorn (VersaFine Clair)
- Step #2 - Tangelo
- Step #1 - Dandelion



- Step #1 - London Fog
- Step #2 - Gray Flannel
- Step #3 - Olive Grove
- Step #4 - Nocturne (VersaFine Clair)




- Step #3 - Morning Mist (VersaFine Clair)
- Step #2 - Bamboo Leaves
- Step #1 - Pear Tart



- Step #3 - Pinecone (VersaFine Clair)
- Step #2 - Toffee Crunch
- Step #1 - Cantaloupe

Multi Step™ Steam Train & Cable Car - stamped in order from top to bottom  
 All inks used - Carthrine Pooler (unless noted)




- Step #1 - Twilight stamp off 1x
- Step #2 - Twilight
- Step #3 - Black Jack
- Step #4 - Nocturne (VersaFine Clair)



- Step #3 - Nocturne (VersaFine Clair)
- Step #2 - Rockin' Red
- Step #1 - Coral Cabana



- Step #3 - Nocturne (VersaFine Clair)
- Step #2 - Skylight
- Step #1 - Mint to Be




- Step #1 - Sand Castle stamp off 1x
- Step #2 - Sand Castle
- Step #3 - Over Coffee
- Step #4 - Icing on the Cake



- Step #3 - Nocturne (VersaFine Clair)
- Step #2 - Twilight
- Step #1 - Stone Blue

Multi Step™ Steam Train & Cable Car - stamped in order from top to bottom  
All inks used - Carthrine Pooler (unless noted)




Step #1 - Twilight stamp off 1x

Step #2 - Twilight

Step #3 - Juniper Mist

Step #4 - Nocturne (VersaFine Clair)




Step #1 - Twilight stamp off 1x

Step #2 - Twilight

Step #3 - Spruce

Step #4 - Nocturne (VersaFine Clair)



Step #3 - Over Coffee

Step #2 - Orange Peel


Step #1 - Tiara



Step #3 - Black Jack

Step #2 - Lime Rickey

Step #1 - Lemongrass




Step #3 - Icing on the Cake

Step #2 - Over Coffee

Step #1 - Shea Butter

Multi Step™ Steam Train & Cable Car - stamped in order from top to bottom  
All inks used - Altenew (unless noted)



Step #4 - Jet Black

Step #3 - Industrial Diamond

Step #2 - Silver Stone


Step #1 - Limestone



Step #1 - Dew Drops

Step #2 - Teal Cave

Step #3 - Jet Black



Step #4 - Jet Black

Step #3 - Evergreen

Step #2 - Mountain Pine

Step #1 - Firefly



Step #1 - Peach Perfect

Step #2 - Orange Cream

Step #3 - Evergreen




Step #1 - Grass Field

Step #2 - Evergreen

Step #3 - Jet Black

Multi Step™ Steam Train & Cable Car - stamped in order from top to bottom  
All inks used - Stampin' Up! (unless noted)




Step #4 - Basic Black

Step #3 - Dapper Denim

Step #2 - Midnight Muse

Step #1 - Bordering Blue



Step #4 - Basic Black

Step #3 - Gray Granite

Step #2 - Sahara Sand

Step #1 - River Rock



Step #1 - Crumb Cake

Step #2 - Baked Brown Sugar

Step #3 - Midnight Muse



Step #1 - Watermelon Wonder

Step #2 - Real Red

Step #3 - Fresh Fig



Step #1 - Barely Banana

Step #2 - More Mustard

Step #3 - Tranquil Tide