


Multi Step™ Village Stone Bridge - stamped in order from top to bottom
All inks used - Memento (unless noted)



Step #4 - Fallen Leaves (VersaFine Clair)

Step #3 - Gary Flannel 2x's

Step #2 - London Fog

Step #1 - Desert Sand




Step #4 - Nocturne (VersaFine Clair)

Step #3 - Morning Mist (VersaFine Clair)

Step #2 - Toffee Crunch

Step #1 - Desert Sand

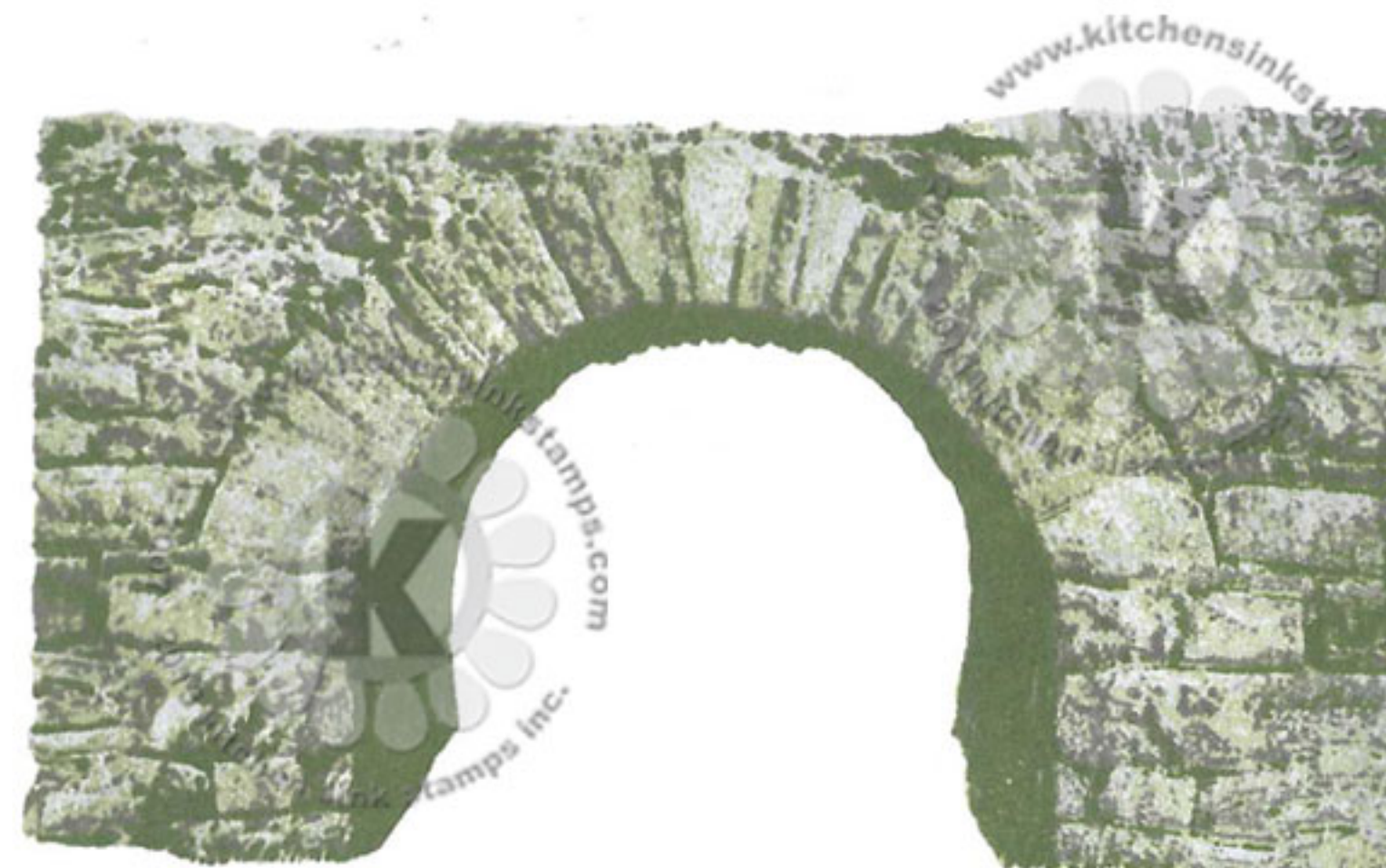


Step #4 - Nocturne (VersaFine Clair)

Step #3 - Rich Cocoa

Step #2 - Gary Flannel

Step #1 - London Fog




Step #4 - Shady Lane (VersaFine Clair)

Step #3 - Morning Mist (VersaFine Clair)

Step #2 - Pistachio

Step #1 - London Fog

Multi Step™ Village Stone Bridge - stamped in order from top to bottom
All inks used - Catherine Pooler (unless noted)




Step #4 - Nocturne (VersaFine Clair)

Step #3 - Twilight

Step #2 - Twilight stamp off 1x, repeat

Step #1 - Sand Castle stamp off 1x, repeat



Step #4 - Icing on the Cake

Step #3 - Over Coffee

Step #2 - Sand Castle

Step #1 - Sand Castle stamp off 1x

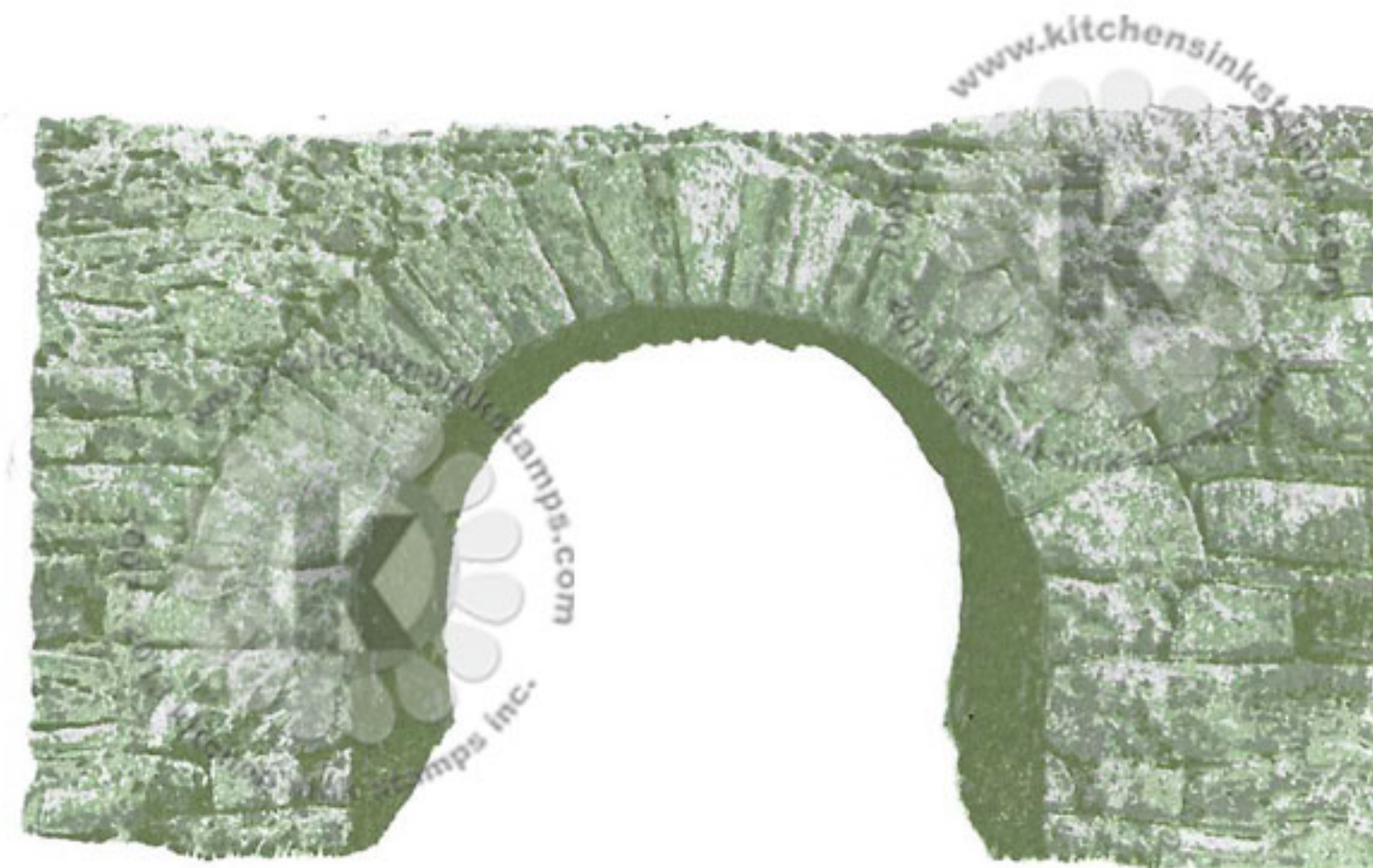


Step #4 - Nocturne (VersaFine Clair)

Step #3 - Sand Castle 2x's

Step #2 - Twilight

Step #1 - Twilight stamp off 1x



Step #4 - Eucalyptus

Step #3 - Twilight

Step #2 - Sage stamp off 1x, repeat

Step #1 - Twilight stamp off 1x

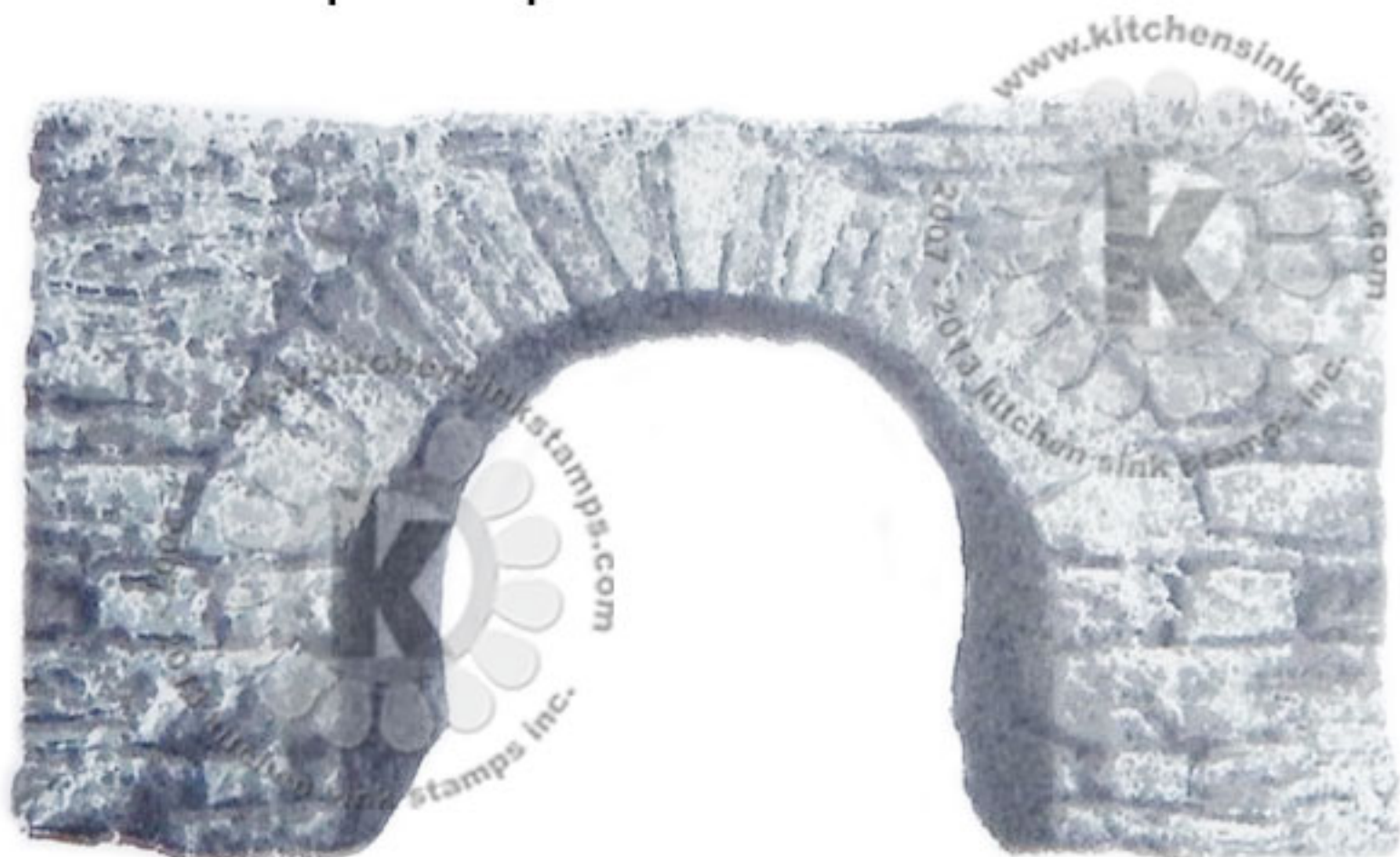
Multi Step™ Village Stone Bridge - stamped in order from top to bottom
All inks used - Altenew & Stampin' Up!



- (Altenew)
Step #1 - Sand Dune
Step #2 - Mocha
Step #3 - Espresso
Step #4 - Espresso



- (Stampin' Up!)
Step #1 - Creamy Caramel
Step #2 - Creamy Caramel
Step #3 - Chocolate Chip
Step #4 - Early Espresso



- (Altenew)
Step #1 - Limestone
Step #2 - Industrial Diamond
Step #3 - Prue Graphite
Step #4 - Jet Black



- (Stampin' Up!)
Step #1 - River Rock
Step #2 - Sahara Sand
Step #3 - Going Gray
Step #4 - Basic Black