

Multi Step™ Summer Splashes - stamped in order from top to bottom
 All inks used - Memento (unless noted)



- Step #1 - Pear Tart
- Step #2 - Bamboo Leaves
- Step #3 - Cottage Ivy
- Step #4 - Northern Pine



- Step #1 - Summer Sky
- Step #2 - Danube Blue
- Step #3 - Paris Dusk
- Step #4 - Blue Belle (VersaFine Clair)



- Step #1A - London Fog
stamp of 1x, repeat
- Step #2A - London Fog
- Step #3A - London Fog 2x's
- Center - Bahama Blue
- Top - Love Letter
- Side - Dandelion + Cantaloupe



- Step #1 - Bahama Blue
- Step #2 - Teal Zeal
- Step #3 - Nautical Blue
- Step #4 - Twilight (VersaFine Clair)



- Step #1 - Rose Bud
- Step #2 - Lilac Posies
- Step #3 - Purple Delight (VersaFine Clair)
- Step #4 - Grape Jelly

Multi Step™ Summer Splashes - stamped in order from top to bottom
 All inks used - Memento (unless noted)

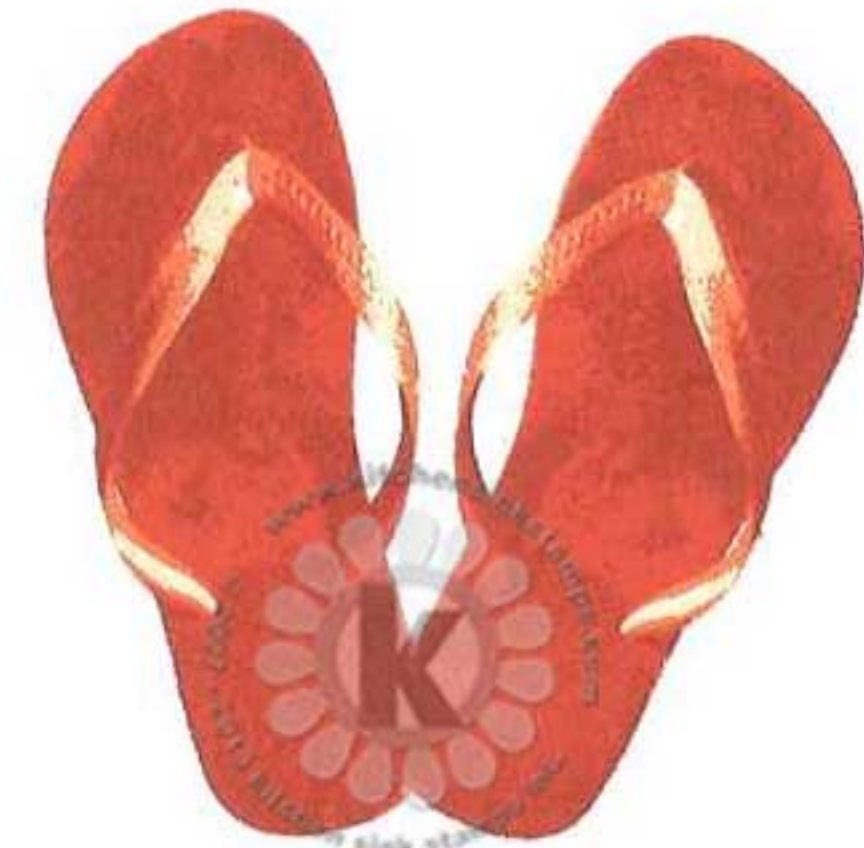


Step #1 - Dandelion

Step #2 - Cantaloupe 2x's

Step #3 - Toffee Crunch

Step #4 - Peanut Brittle



Step #1 - Cantaloupe

Step #2 - Tangelo

Step #3 - Morocco

Step #4 - Potter's Clay



Step #1A - Summer Sky

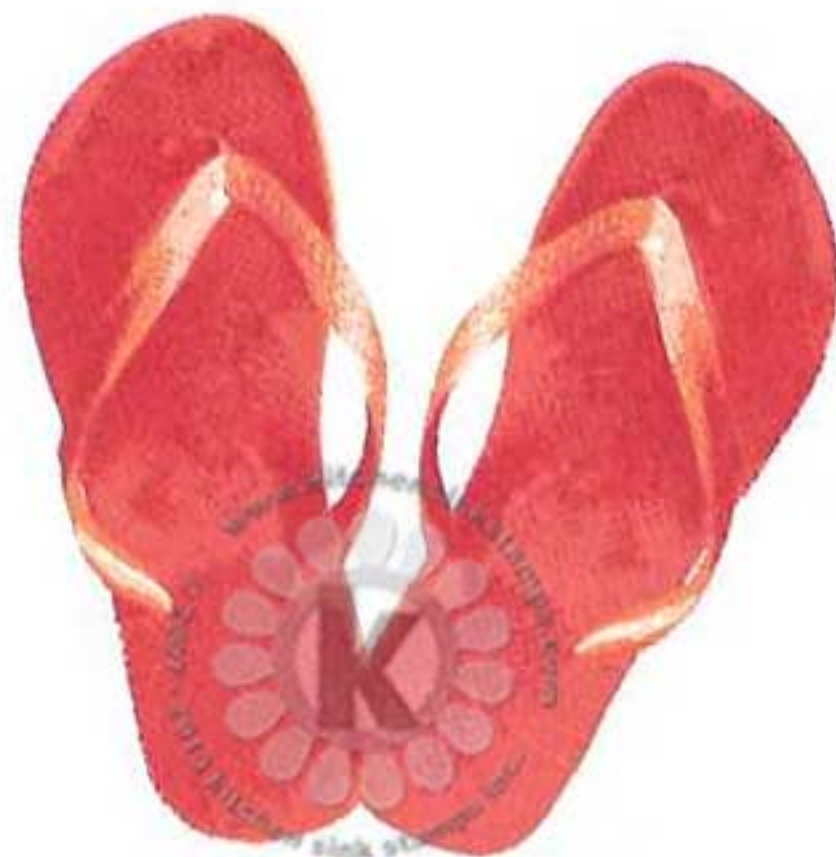
Step #2A - Summer Sky 2x's

Step #3A - Summer Sky 3x's

Center - Rose Bud

Top - Lilac Posies

Side - Bamboo Leaves

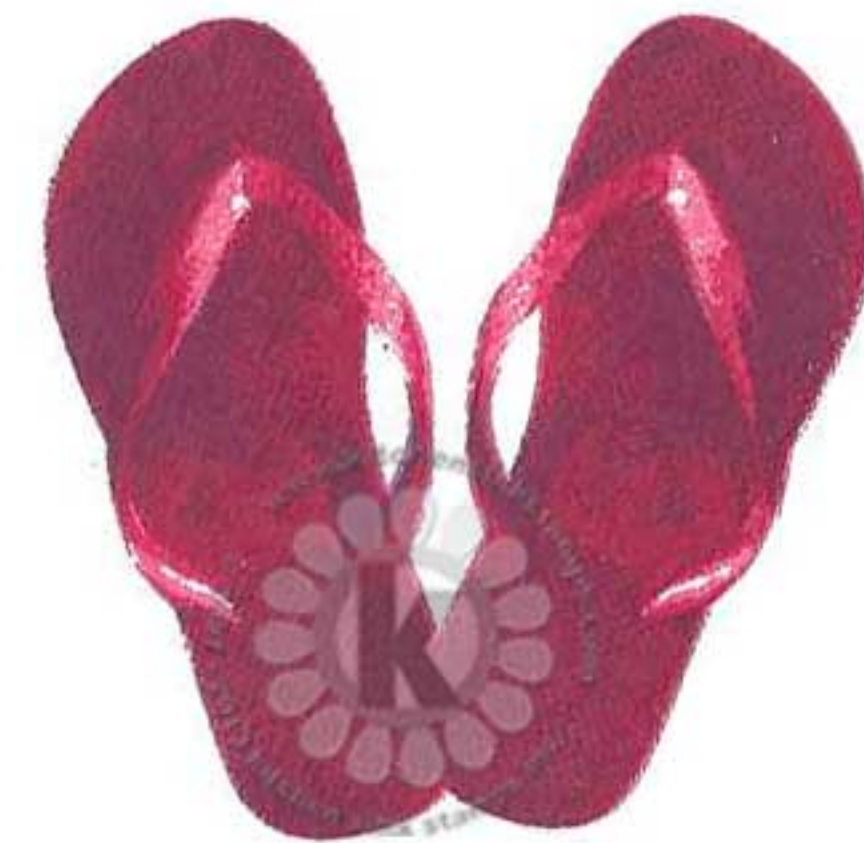


Step #1 - Cantaloupe + Angel Pink

Step #2 - Tangelo

Step #3 - Rose Bud

Step #4 - Love Letter



Step #1 - Lady Bug

Step #2 - Love Letter

Step #3 - Rhubarb Stalk

Step #4 - Grape Jelly

Multi Step™ Summer Splashes - stamped in order from top to bottom
 All inks used - Catherine Pooler (unless noted)



Step #1 - Melon Ice

Step #2 - Garden Party

Step #3 - Lime Rickey

Step #4 - Grass Skirt



Step #3A - Morning Mist (VersaFine Clair)

Step #2A - Morning Mist
stamp off 1x, repeat

Step #1A - Morning Mist
stamp off 1x

Center - Lime Rickey

Top - Orange Twist

Side - Party Dress



Step #1 - Tranquil

Step #2 - Serenade

Step #3 - Drive-In

Step #4 - Queen for a Day



Step #1 - Cummerbund

Step #2 - Fiesta Blue

Step #3 - All That Jazz

Step #4 - Daydream



Step #1 - Sweet Sixteen

Step #2 - Pixie Dust

Step #3 - Flirty Fuchsia

Step #4 - Sangria

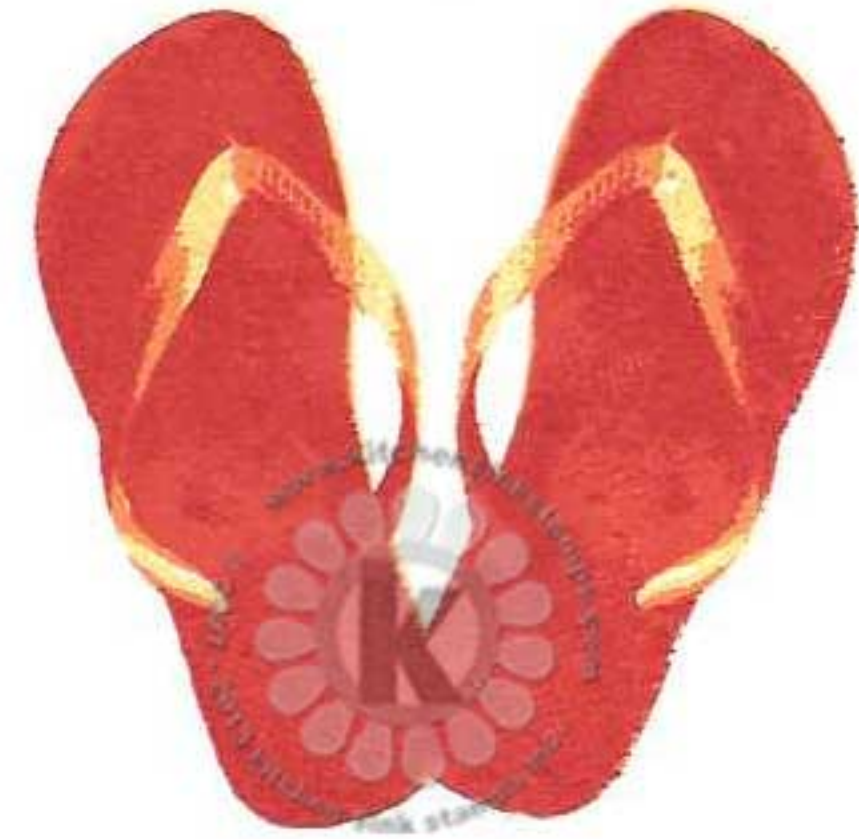
Multi Step™ Summer Splashes - stamped in order from top to bottom
 All inks used - Catherine Pooler (unless noted)



- Step #1 - Limoncello
- Step #2 - Tiara
- Step #3 - Shea Butter
- Step #4 - Sauna



- Step #3A - Tranquil 2x's
- Step #2A - Tranquil
- Step #1A - Tranquil
stamp off 1x, repeat 2x's
- Center - Do-Si-Do
- Top - Lime Rickey
- Side - Cummerbund



- Step #1 - Catching Rays
- Step #2 - Orange Peel
- Step #3 - Tutti Frutti
- Step #4 - Mandarin Spice



- Step #1 - Do-Si-Do
- Step #2 - Coral Cabana
- Step #3 - Samba
- Step #4 - Rockin' Red



- Step #1 - Party Dress
- Step #2 - Rockin' Red
- Step #3 - Rouge
- Step #4 - Cranberry Fizz