

Multi Step™ Christmas Poinsettia - stamped in order from top to bottom
 All inks used - Memento (unless noted)



- Step #1 - Love Letter
- Step #3 - Rhubarb Stalk 2x's
- Step #4 - Grape Jelly
- Step #5 - Elderberry
- Step #2 - Dandelion



- Step #1 - Angel Pink
- Step #3 - Rose Bud
- Step #4 - Grape Jelly
- Step #5 - Rose Bud 2x's
- Step #2 - Dandelion



- Step #1 - Lady Bug
- Step #3 - Love Letter
- Step #4 - Rhubarb Stalk
- Step #5 - Grape Jelly
- Step #2 - Cantaloupe



- Step #1 - Rose Bud
- Step #3 - Rose Bud 2x's
- Step #4 - Love Letter
- Step #5 - Rhubarb Stalk 2x's
- Step #2 - Elderberry



- Step #1 - Bamboo Leaves
- Step #2 - Cottage Ivy
- Step #3 - Northern Pine



- Step #3 - Pinecone - VersaFine Clair
- Step #2 - Potter's Clay
- Step #3 - Desert Sand



- Step #2 - Northern Pine
- Step #1 - Bamboo Leaves

Note: To align images with fine detail stamping in descending order (darkest to lightest) can help.

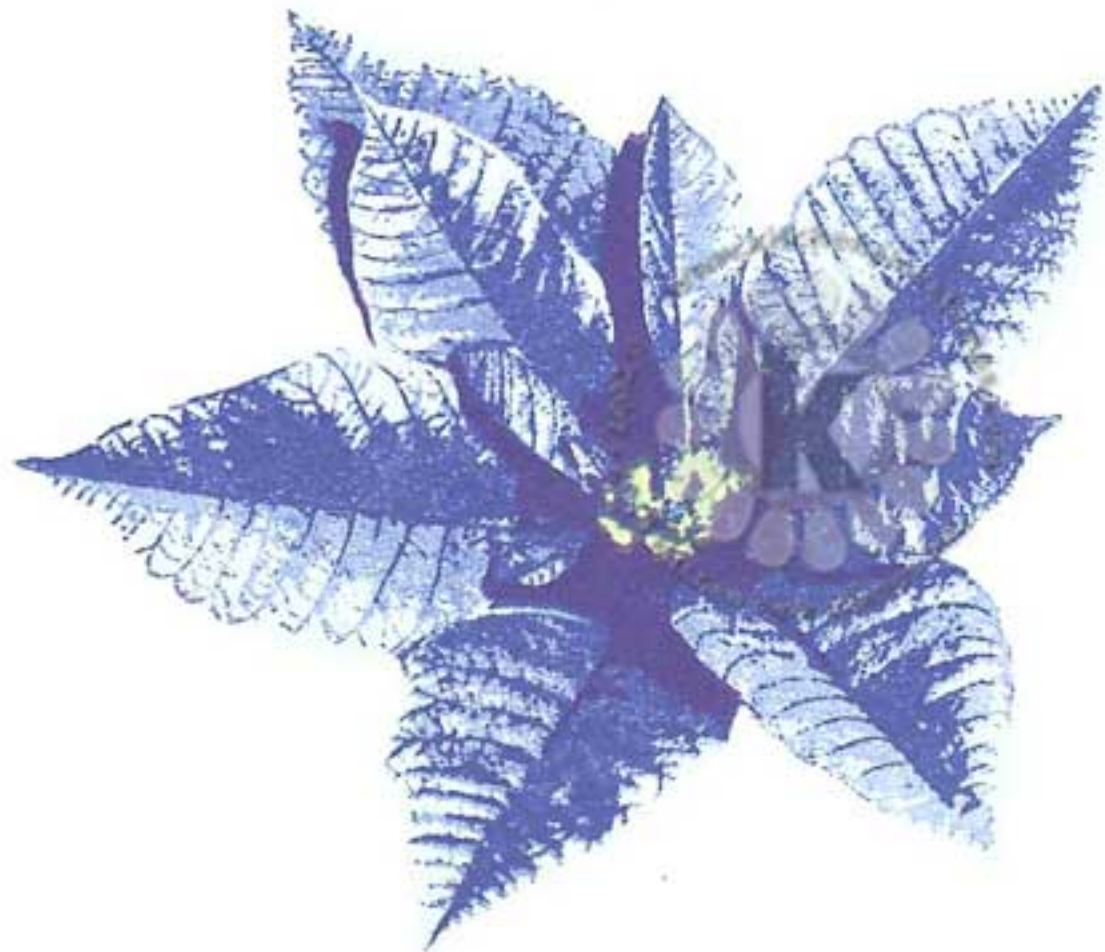
Multi Step™ Christmas Poinsettia - stamped in order from top to bottom
 All inks used - Memento (unless noted)



- Step #1 - Cantaloupe stamp off 1x, repeat 2x's
- Step #3 - Cantaloupe
- Step #4 - Rose Bud
- Step #5 - Love Letter
- Step #2 - (did not use)



- Step #1 - Lilac Posies
- Step #3 - Sweet Plum
- Step #4 - Paris Dusk
- Step #5 - Elderberry
- Step #2 - Tangelo



- Step #1 - Summer Sky
- Step #3 - Paris Dusk stamp off 1x, repeat 2x's
- Step #4 - Paris Dusk
- Step #5 - Grape Jelly 2x's
- Step #2 - New Sprout



- Step #1 - Lulu Lavender
- Step #3 - Lulu Lavender 2x's + Lilac Posies stamp pff 1x
- Step #4 - Lilac Posies
- Step #5 - Grape Jelly
- Step #2 - Bamboo Leaves



- Step #1 - Pear Tart
- Step #2 - Bamboo Leaves
- Step #3 - Olive Grove




- Step #3 - Acorn - VersaFine Clair
- Step #2 - Toffee Crunch
- Step #3 - Peanut Brittle stmp off 1x



- Step #2 - Olive Grove
- Step #1 - Pistachio

Note: To align images with fine detail stamping in descending order (darkest to lightest) can help.

Multi Step™ Christmas Poinsettia - stamped in order from top to bottom
 All inks used - Catherine Pooler Ink (unless noted)



- Step #1 - Samba
- Step #3 - Rockin' Red
- Step #4 - Cranberry Fizz
- Step #5 - Grape Crush
- Step #2 - Tiara



- Step #1 - Party Dress
- Step #3 - Pucker Up
- Step #4 - Flirty Fuchsia
- Step #5 - Glam
- Step #2 - Drive-In



- Step #1 - It's a Girl
- Step #3 - Be Mine
- Step #4 - Pucker Up
- Step #5 - Flirty Fuchsia
- Step #2 - Limoncello



- Step #1 - Firty Fuchsia
- Step #3 - Sugared Lavender
- Step #4 - Drive-In
- Step #5 - Nocturene
- VersaFine Clair
- Step #2 - Glitz



- Step #1 - Lime Rickey
- Step #2 - Grass Skirt
- Step #3 - Deck the Halls



- Step #3 - Pinecone - VersaFine Clair
- Step #2 - Mandarin Spice
- Step #3 - Sand Castle



- Step #2 - Spruce
- Step #1 - Sage

Note: To align images with fine detail stamping in descending order (darkest to lightest) can help.


Multi Step™ Christmas Poinsettia - stamped in order from top to bottom
 All inks used - Catherine Pooler Ink (unless noted)



- Step #1 - Tiara stamp off 1x, repeat
- Step #3 - Tiara
- Step #4 - Be Mine
- Step #5 - Pucker Up
- Step #2 - did not use



- Step #1 - Sweet Sixteen
- Step #3 - Sparkling Berry
- Step #4 - Sugared Lavender
- Step #5 - Royal Treatment
- Step #2 - Lime Rickey




- Step #1 - Tranquil
- Step #3 - Serenade
- Step #4 - Drive-In
- Step #5 - Queen for a Day
- Step #2 - Melon Ice



- Step #1 - Tiki Torch
- Step #3 - Orange Twist
- Step #4 - Mandarin Spice
- Step #5 - Rouge
- Step #2 - Chiffon



- Step #1 - Green Tea
- Step #2 - Eucalyptus
- Step #3 - Spruce



- Step #3 - Acorn - VersaFine Clair
- Step #2 - Sand Castle
- Step #3 - Tiara



- Step #2 - Eucalyptus
- Step #1 - Green Tea

Note: To align images with fine detail stamping in descending order (darkest to lightest) can help.